



Rex TCS™

Thermal Control Solution
An Innovative Radiant Heating System

Save 40% on Energy Costs,
on Average

PLASTICS

TYPICAL FEATURES AND BENEFITS:

- **Applications:** Plastic Injection, Blow Molding, and Extrusion
- **Installation:** Easy to Install Using Existing Controller, Wiring, SSRs, and Contacts.
- **Improved Consistency:** Higher Quality of Finished Products
- **Compatibility for Machines:** Designed to the Specifications of Your Machines
- **Time to Reach Temperature:** 50% Faster
- **Maintenance Required:** Low

Value for Money

- Decreases both barrel heating energy consumption and air conditioning load in climate-controlled spaces.
- **Cost Savings:**
 - Longer life than traditional band heaters
 - Lower maintenance
 - No band tightening required
 - High efficiency

Improved Utilization

- Reach operating temperature 50% faster with TCS heaters

Ensure Safety of Staff

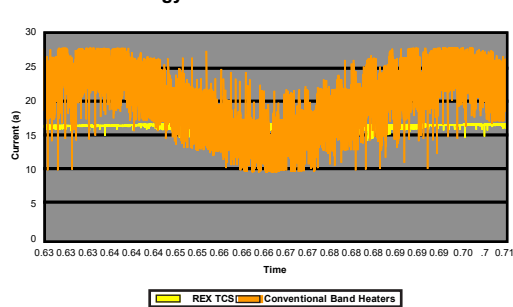
- Rex TCS heaters direct the heat to the barrel with an exterior that is cool to the touch improving both worker safety and comfort.
- Rex TCS heaters are safer than blankets because they don't collect oil and other contaminants which are a fire hazard.

Assured Quality

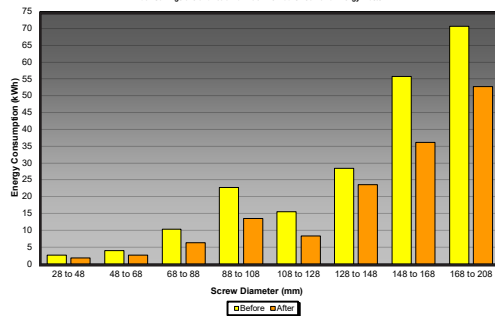
- Improved product consistency
- Quicker response time
- More efficient energy transfer to the melt
- Substantially reduce temperature fluctuations



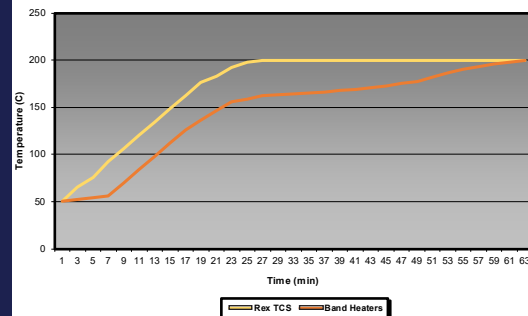
Energy Fluctuations - Feed Zone



Energy Usage - Average kWh/Machine Hour - Before and After TCS



Temperature Ramp Up - Comparison



*These properties represent typical results obtained under laboratory conditions and are subject to normal variations. Results are subject to change and should not be used for specification purposes.



Where there's heat, there's RMG!™

1600 Brewer Rd
Howell, MI 48855

T 517.223.3787
F 517.338.5062
www.rexmaterials.com
info@rexmaterials.com

Company:

ACME Plastic Company

Machine Manufacturer:

Milacron

Tonnage:

850T

Machine ID Number:

18A

Sketch Current Heater/Thermocouple Arrangement Identifying:

* Thermocouple Locations - Shown Below in Red as: |

* Zones

* Interference - Such as Barrel Supports - Shown Below as: █

* Any Hardware or Structure within 3.25" of the Barrel Interference - Such as Barrel Supports

* When Specifying TCS Lengths, allow 0.25" space between TCS and adjacent structures such as the feed block

* Zones split by Interference such as a Barrel Support Should be defined separately

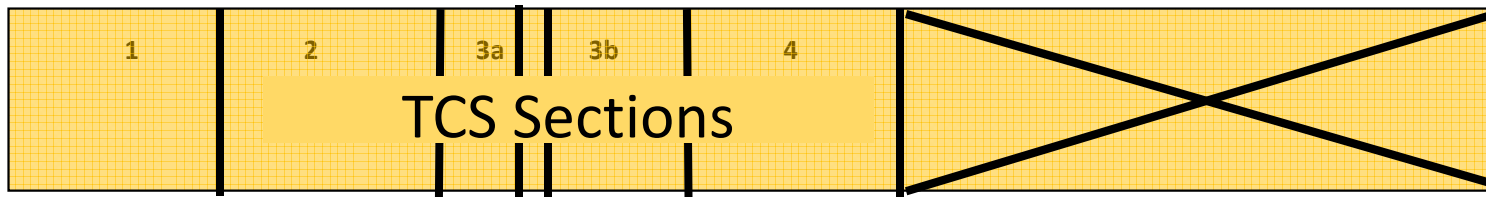
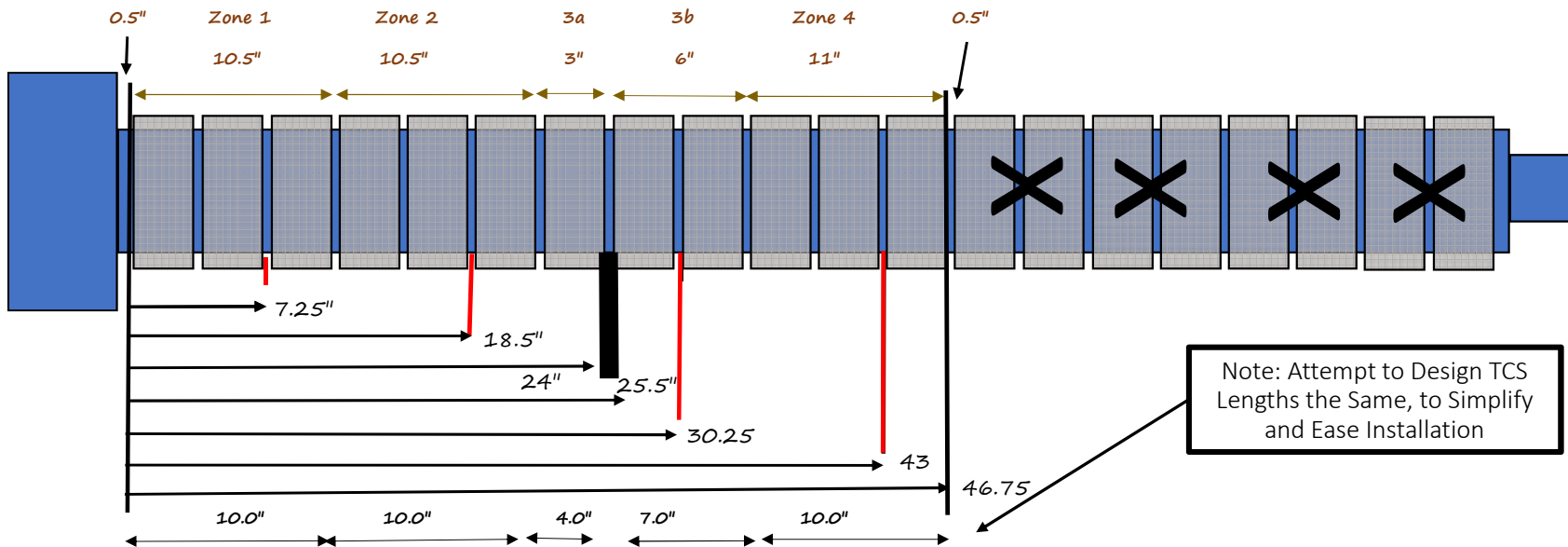


1600 Brewer Rd, Howell, MI 48855

T 517-223-3787

F 517-338-5062

www.rexmaterials.com
info@rexmaterials.com



Zone #	1	2	3a	3b	4			
Power Rating of all Heaters in Zone (kW)	3.6	3.6	1.8	1.8	3.6			
% On-Time of the Heaters in Zone	33%	21%	18%	18%	11%			
Zone Length	10.0"	10.0"	4.0"	7.0"	10.0"			
Barrel Outside Diameter	9.25	9.25	9.25	9.25	9.25			
Supply Voltage to Heaters	230V	230V	230V	230V	230V			